



Smokebox

The Newsletter of the **Bedfordshire Area Group** of the Association of 16mm Scale Narrow Gauge Modellers

From the Editor

Not much from me this time. I've done some destructive modelling, being the disassembly, almost down to component parts, of another of Mick Blowfield's locos, a Pearse Auric. It's interesting because it's Pearse loco #5 with design features which Pearse subsequently simplified. Most significant of these are quartered big end crank pins, so that the return crank is fixed in position on the pin and the pin is fixed on the axle crank, via a lock nut, to achieve 4mm throw. The pins are worn but there's enough meat on the pins to turn them down and remove the groove. I can bush the coupling and connecting rods and thereby restore clunk-free operation. The cylinders are sound as is the rest of the valve gear and there is no wear on the axles, quite something on a 30+ year old loco. Perhaps I'll have this done in time for the meeting. Pity the paintwork hasn't fared so well! It will need a complete respray and new radio control, but should be as good as new when finished.

See you at the meeting on Sunday 2nd February.

Copy deadline for **March 2025** issue of Smokebox: **Friday 21 February 2025**

Alan, **Smokebox** Editor

From the Chair

The January meeting was well attended and we had a good and varied selection of locos and rolling stock to view. Eaton Downs was put up because Carol was unable to attend. We welcomed a visitor from the West hearts group, Ian, who ran a fine Darjeeling C class and coaches:



New members Steve and William Robins ran several locos including a Roundhouse Harrogate and an Accucraft Shay (not the latest model):



I had to include Mark Cresswell's Chicken conveyance, a very nice kit built model with exceptionally fine laser cut cage bars. That white hen is particularly well behaved!



Bob, Chairman

Meeting Dates

Here are all meeting dates until the end of 2025. We have access to the hall from 10.30 and need to have the layouts packed away and be out of the hall by 16.00.

- 2nd February
- 2nd March (Annual General Meeting)
- 6th April
- 4th May
- 1st June
- 6th July
- 3rd August

- 7th September
- 5th October
- 2nd November
- 7th December

The **Annual General Meeting** to be held during our meeting on 2nd March at 12.00 midday.

If at the AGM members vote in favour of holding a **Steam in Beds** show, then the proposed date is 22nd November 2025, and the meeting on 7th December would be cancelled.

Garth, Secretary

Annual General Meeting papers

Please note that these have been supplied as separate attachments to the email used to send this issue of **Smokebox**. Garth encourages us all to bring our own copies of these to the meeting but limited quantities will be at the meeting if you forget.

Committee members

The members of the BAG committee are as follows:

Bob Gamble	Chairman	chairman@bag16mm.org.uk
Garth Bridgwood	Secretary/Treasurer	secretary@bag16mm.org.uk
Mark Cresswell	Membership	membership@bag16mm.org.uk
Ted Robinson	Track Manager	trackmanager@bag16mm.org.uk

Garden Meetings

Dave Thompson has issued this early invitation for next year. The **Chells Valley Railway** open day is 14th June 2025. Dave will provide hot dogs (sausages in rolls), tea, coffee and soft drinks.

There are normally no issues with parking.

Please contact Dave in advance if you're attending, either by email at david.thompson25@btinternet.com or by text to 07903390045. Dave's address is:

12 Stanley Road
Chells
Stevenage
SG2 0EF

This is a 32mm line.

Modelling Matters

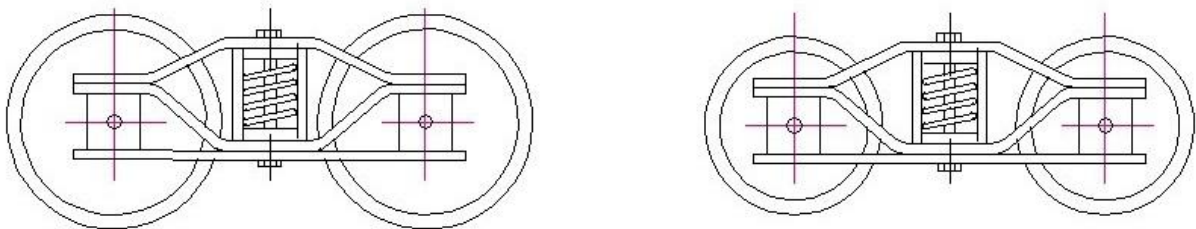
LOGGING WAGON

I was impressed with the review of the new Brandbright diamond frame bogie kits in the latest 16mm Today magazine. It seemed that they might be ideal for my proposed wagons to tow behind the Shay and when I had the chance to examine them at SIB I purchased a pair on the spot together with sufficient 25 dia. wheels. My son gave me a pair of these bogies for Christmas, but without the wheels, luckily I had a set of 20 mm dia. wheels which enabled a comparison. By Chance Dave Thompson phoned me and showed me his Brandbright bogies, in this case used for a coach. He seemed very pleased with them and commented on how freely they run. In his application they will be hidden to some extent by the coach body, but logging wagons show the bogies in all their detail.

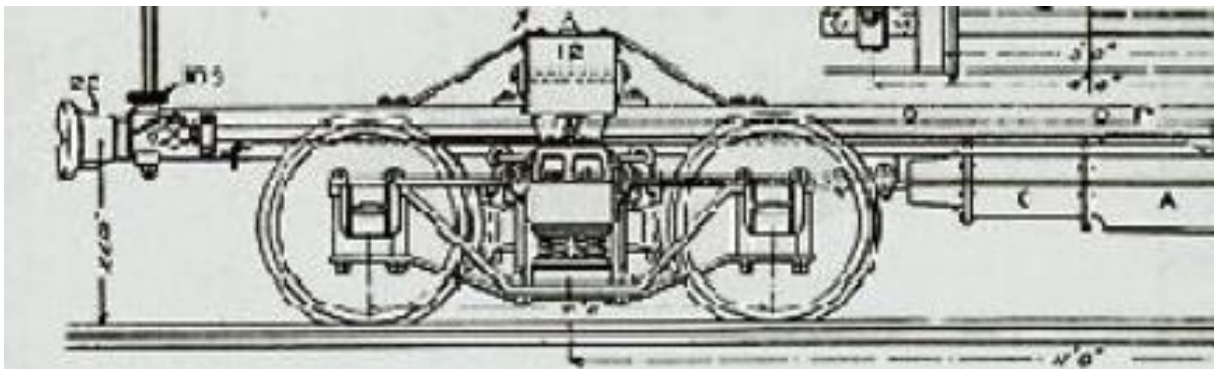
My set will need to be stripped down, fettled and then painted for final assembly.



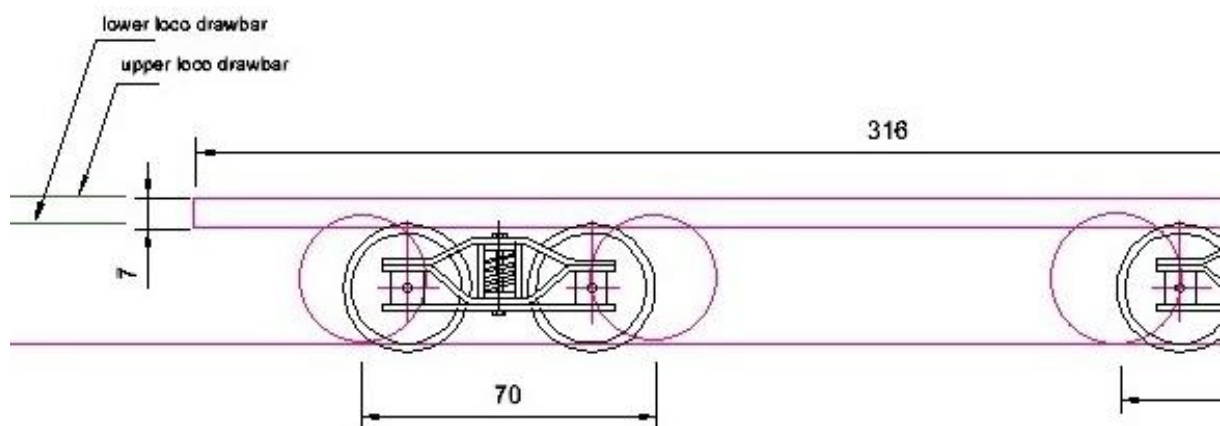
The bogies have suspension in the form of coil springs which are held in place by a 1.6 die brass rod. The example on the Brandbright stand had the rods falling out despite being glued. Luckily there was sufficient length in the brass rod supplied to cut a 10BA thread at each end and thus hold the rods in place with a pair of nuts - hardly prototypical but secure! Above are the Brandbright bogies assembled, 20mm diameter wheels to the left, 25mm to the right. Below is a drawing of same.



When possible I like to import a drawing of the proposed project into CAD and then scale it. Here's a scan of a drawing imported into CAD and scaled 16mm:12":



I then use this import to "trace" over with an accurate outline which should, in turn, be to scale, hopefully! The drawing below shows the "tracing" in red and the Brandbright bogies superimposed on the drawing to judge size.



The bogie with the 20 diameter wheels looked a little more to scale than the 25 diameter set but when I imported the bogie drawings into the scan of the drawing of the Russell skeleton car it was apparent that the 25 diameter wheels were the way to go, even though the bogie frame is shorter than ideal.

I had hoped to get cutting timber for the frame at this stage but time and a very cold workshop were against me. I have managed to get the basic dimensions for the framework completed however, at least the computer is in the warm!

Sales & Wants

A table will as usual be placed at the back of the hall for members to place any items they have for sale.